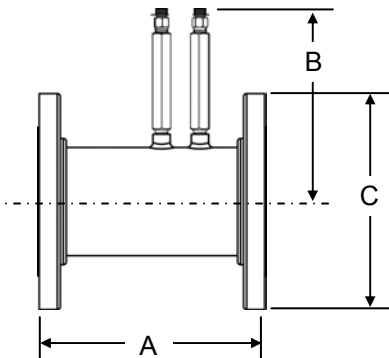


Flanged End Metering Station (2-1/2"-18")



SPECIFICATIONS:

PSI/Temperature Rating

Metering Station:

240 PSI/250° F

QuickSet:

175 PSI (14"-18": 150 PSI)¹/250° F

Low Loss Venturi:

Carbon Steel with Piezo-Ring to average low signal pickup.

Body Material:

Carbon Steel SA-53 Grade B.

Butterfly Valve²:

Bronze disk, 400 series S.S. stem.

End Connections:

Steel flanges ANSI B16.5-RF Class 150

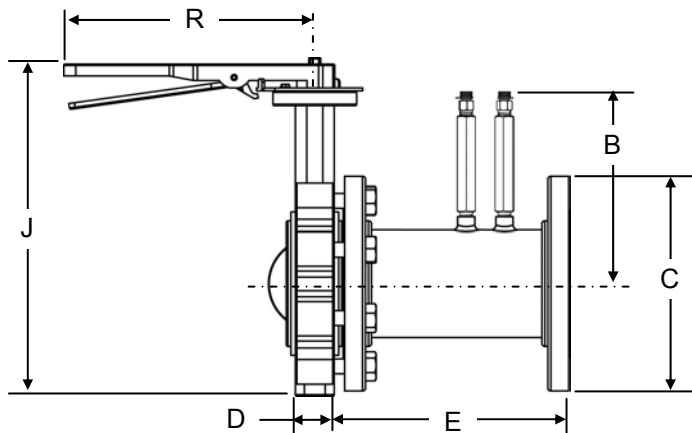
Assembly:

Valve comes fully assembled.

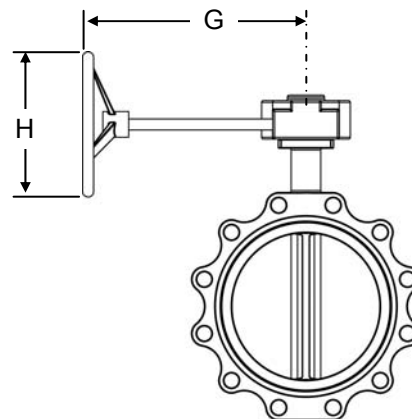
Installation:

No straight-run is necessary for normal operation. Consult chart (F-4439) for exact Flow Constant and Permanent Pressure Drop calculations.

Flanged End QuickSet with Handle Butterfly Valve (2-1/2"-6")



Gear/Hand Wheel Butterfly Valve (8"-18")



FLOW RATES (+/-1%³)

LINE SIZE	MODEL NO.	Cv Metering Station ⁴	Cv Quickset ⁴	GPM RANGE FOR 20"-100" W.C. ΔP (SET W/100" GAUGE)	GPM RANGE FOR 20"-300" W.C. ΔP (SET W/300" GAUGE)
2-1/2"	3QFM	171	135	39 - 87	39 - 151
3"	3QFN	269	201	66 - 147	66 - 255
4"	3QFP	580	417	116 - 260	116 - 451
5"	3QFQ	800	630	165 - 372	165 - 645
6"	3QFR	1250	980	272 - 624	272 - 1075
8"	3QFS	2100	1745	525 - 1180	525 - 2045
10"	3QFT	4000	3201	725 - 1610	725 - 2790
12"	3QFU	5700	4690	1249 - 2790	1249 - 4820
14"	3QFV	7300	6225	1548 - 3420	1548 - 5940
16"	3QFW	9600	8283	2490 - 5525	2490 - 9575
18"	3QFX	14500	12057	3305 - 7405	3305 - 12830

NOTES

¹ Higher PSI ratings are available. Contact factory.

² Butterfly valve is standard on QuickSet only.

³ Accuracy is based on Griswold's manufacturing tolerances. Accuracy for determining flowrate will be affected by the accuracy of the meter used to set the valve.

⁴ Cv's are used to calculate permanent pressure drop. $PSID = (Flow/Cv)^2$. Consult chart F-4439 for flow measurement.

Replaces form F-4407C

This specification © 2005 Griswold Controls

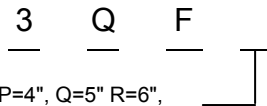
DIMENSIONS & WEIGHTS FOR METERING STATION (NOMINAL)

LINE SIZE	A	B	C	WEIGHT (LBS.)
2-1/2"	6.3	7.3	7.0	17.9
3"	6.8	7.6	7.5	21.9
4"	8.4	8.0	9.0	31.5
5"	10.3	8.6	10.0	40.0
6"	10.8	9.1	11.0	51.7
8"	12.8	10.1	13.5	86.5
10"	16.0	11.2	16.0	130.6
12"	16.8	12.2	19.0	191.1
14"	17.0	12.8	21.0	244.7
16"	18.0	13.8	23.5	300.1
18"	17.3	14.8	25.0	326.5

DIMENSIONS & WEIGHTS FOR QUICKSET (NOMINAL)

LINE SIZE	B	C	D	E	G	H	J	R HANDLE	WEIGHT (LBS.)	
									W/ HANDLE	W/GEAR WHEEL
2-1/2"	7.3	7.0	1.8	6.3	N/A	N/A	11.6	10.5	24.9	N/A
3"	7.6	7.5	1.8	6.8	N/A	N/A	12.1	10.5	29.4	N/A
4"	8.0	9.0	2.0	8.4	N/A	N/A	13.6	10.5	43.0	N/A
5"	8.6	10.0	2.1	10.3	N/A	N/A	14.6	10.5	54.0	N/A
6"	9.1	11.0	2.3	11.8	N/A	N/A	15.6	10.5	70.3	N/A
8"	10.1	13.5	2.4	15.3	N/A	12.0	18.9	N/A	N/A	126.5
10"	11.2	16.0	2.6	18.3	9.5	12.0	21.3	N/A	N/A	187.3
12"	12.2	19.0	3.0	21.8	9.5	12.0	24.6	N/A	N/A	280.7
14"	12.8	21.0	3.0	24.3	9.5	12.0	26.8	N/A	N/A	378.3
16"	13.8	23.5	4.0	27.8	15.0	16.0	30.0	N/A	N/A	486.7
18"	14.8	25.0	4.5	32.0	15.0	16.0	31.6	N/A	N/A	614.2

MODEL NUMBER SELECTION⁵



Select a Size: M=2.5", N=3", P=4", Q=5" R=6",
S=8", T=10", U=12", V=14", W=16", X=18"

"0" for Metering Station "Y" for
QuickSet with Butterfly Valve

Tag:
0=Standard, T=Hanging Tag

NOTES

⁵ Model no. and flow rate are indicated on label affixed to body.

Replaces form F-4407C

This specification © 2005 Griswold Controls